

Scaled data based on original data using  
LM-79-08 Approved Method: Electrical and Photometric Measurements of Solid-  
State Lighting Products

Test Report Prepared for  
Cooper Lighting Solutions  
(formerly Eaton)

Brand: McGRAW-EDISON

Report Number: P321072

Luminaire Tested: **GLEON-SA8A-827-U-AFL**

Issue Date: 3/3/2020

**Test Information**

Test Method: LM-79-08  
Report Number: P321072  
TEST IS SCALED FROM IESNA LM-79-08 TEST DATA (G2-1903-205-29)  
Test Lab: INNOVATION CENTER  
Issue Date: 3/3/2020  
Manufacturer: COOPER LIGHTING SOLUTIONS (FORMERLY EATON)  
Product Line: McGRAW-EDISON  
Catalog Number: GLEON-SA8A-827-U-AFL  
Description: GALLEON AREA AND ROADWAY LUMINAIRE  
(8) 80 CRI, 2700K, 615mA LIGHTSQUARES WITH 16 LEDS EACH AND AUTOMOTIVE FRONTLINE OPTICS  
Light Source: -  
Ballast/Driver: ELECTRONIC DRIVER

**Summary**

Lumens per Lamp: N/A  
Luminaire Lumens: 28168 lumens  
Efficiency: N/A  
Efficacy: 109.6 lumens/watt  
Luminous Opening: Rectangular (W 2' x L: 1' x H: 0')  
IES Classification: Type II - Short  
BUG Rating: B3 - U0 - G3

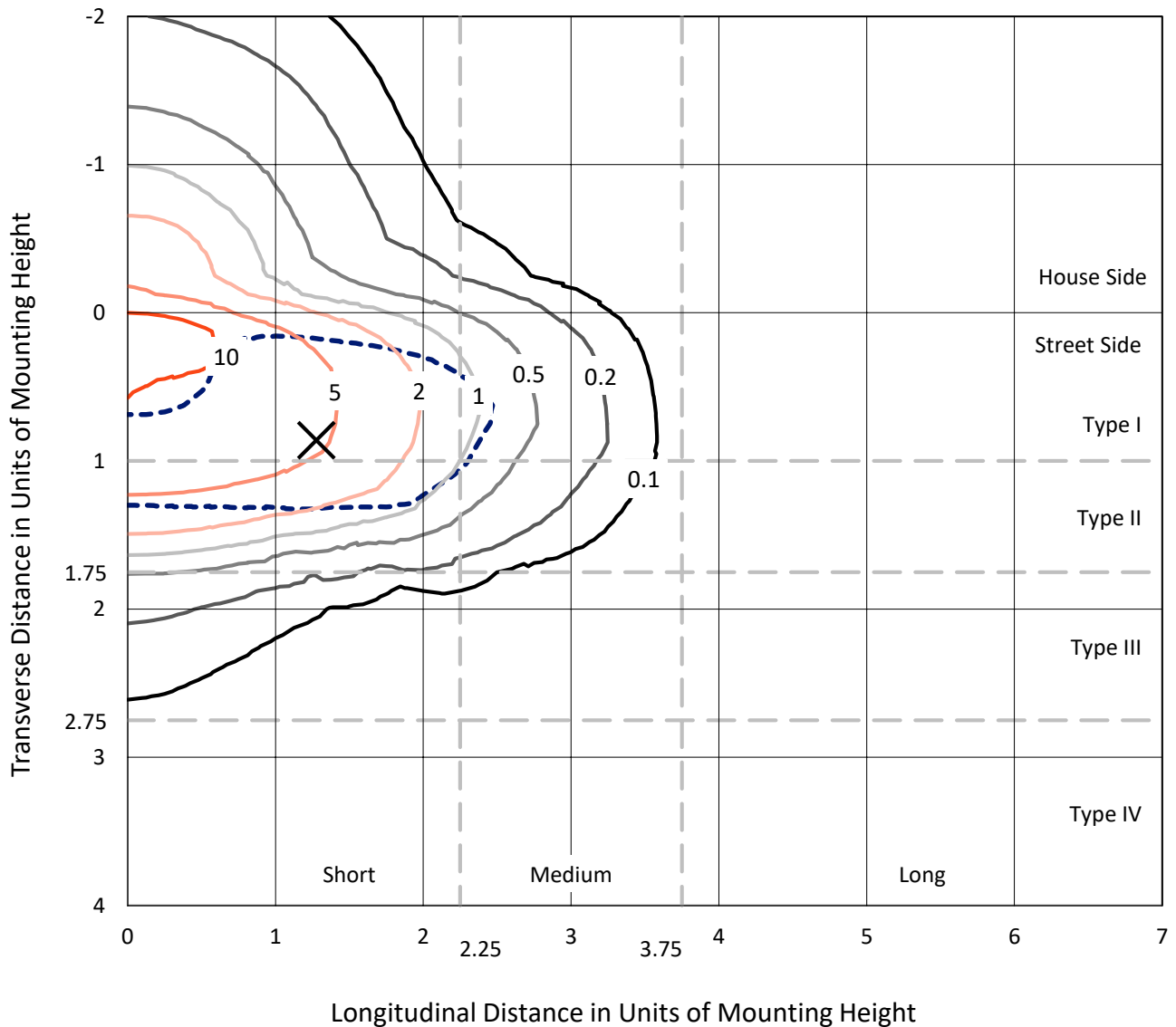
Input Watts (W): 257  
Input Voltage (V): NR  
Input Current (Ain): NR  
Voltage Rise (V): NR  
Power Factor: NR  
Total Harmonic Distortion (THDi): NR  
Frequency (hertz): 60  
Stabilization Time: NR  
Operation Time: NR  
Ambient Temperature (°C): NR  
Test Distance: 24 FT



REPORT NUMBER: P321072  
 CATALOG NUMBER: GLEON-SA8A-827-U-AFL

### Iso-Footcandle Lines of Horizontal Illumination

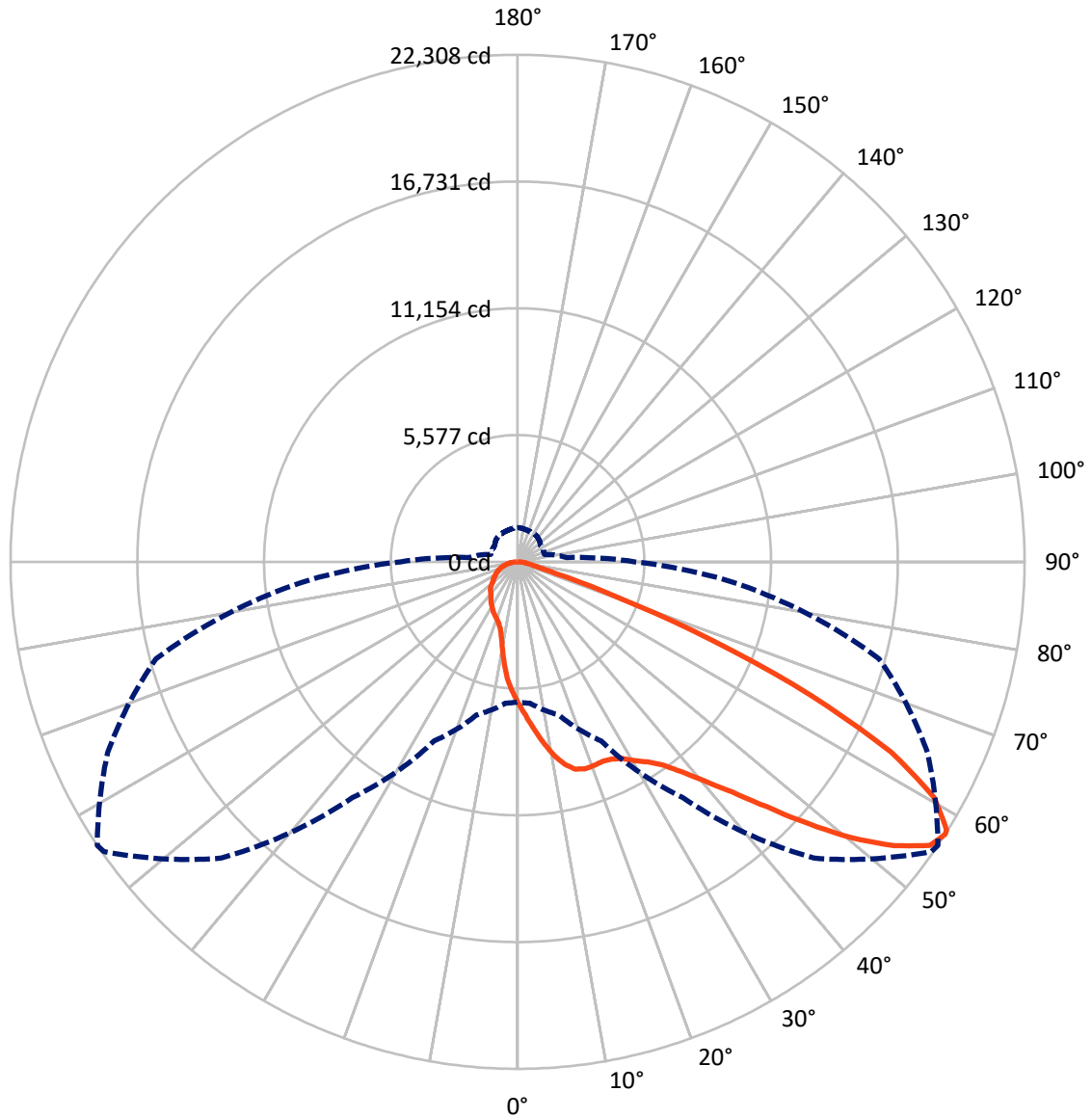
✕ Max cd  
 - - - 1/2 Max cd



Based on 25 foot mounting height. Maximum calculated value = 13.8 fc  
 Type II - Short - N/A

REPORT NUMBER: P321072  
CATALOG NUMBER: GLEON-SA8A-827-U-AFL

### Luminous Intensity Polar Plot



— Vertical Plane Through 56-Deg Lateral      - - - Horizontal Cone Through 57-Deg Vertical

REPORT NUMBER: P321072  
 CATALOG NUMBER: GLEON-SA8A-827-U-AFL

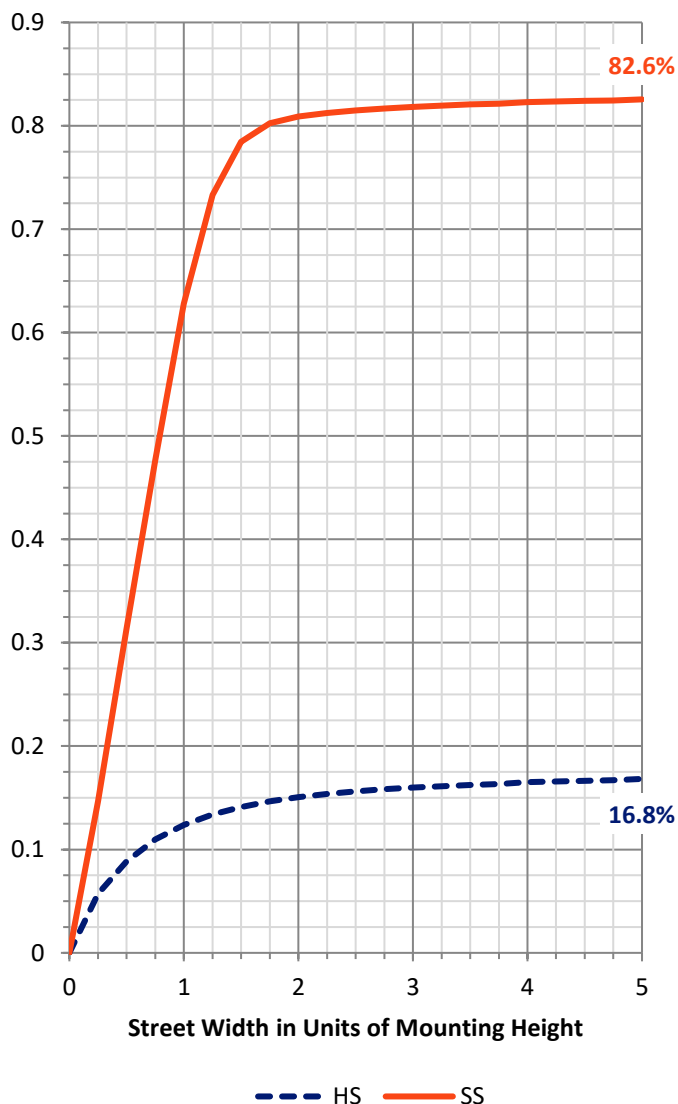
**FLUX DISTRIBUTION:**

		Downward	Upward	Total
<b>House Side</b>	Lumens	4855.6	0.0	4855.6
	% Fixture	17.2	0.0	17.2
<b>Street Side</b>	Lumens	23312.4	0.0	23312.4
	% Fixture	82.8	0.0	82.8
<b>Total</b>	Lumens	28168.0	0.0	28168.0
	% Fixture	100.0	0.0	100.0

**ZONAL LUMENS:**

Zone	Lumens	% Fixture
0°-10°	596.8	2.1
10°-20°	1687.3	6.0
20°-30°	2748.3	9.8
30°-40°	4108.4	14.6
40°-50°	6231.6	22.1
50°-60°	6984.6	24.8
60°-70°	4125.3	14.6
70°-80°	1351.6	4.8
80°-90°	333.9	1.2
90°-100°	0.0	0.0
100°-110°	0.0	0.0
110°-120°	0.0	0.0
120°-130°	0.0	0.0
130°-140°	0.0	0.0
140°-150°	0.0	0.0
150°-160°	0.0	0.0
160°-170°	0.0	0.0
170°-180°	0.0	0.0
0°-90°	28168.0	100.0
0°-180°	28168.0	100.0

**Coefficient of Utilization**



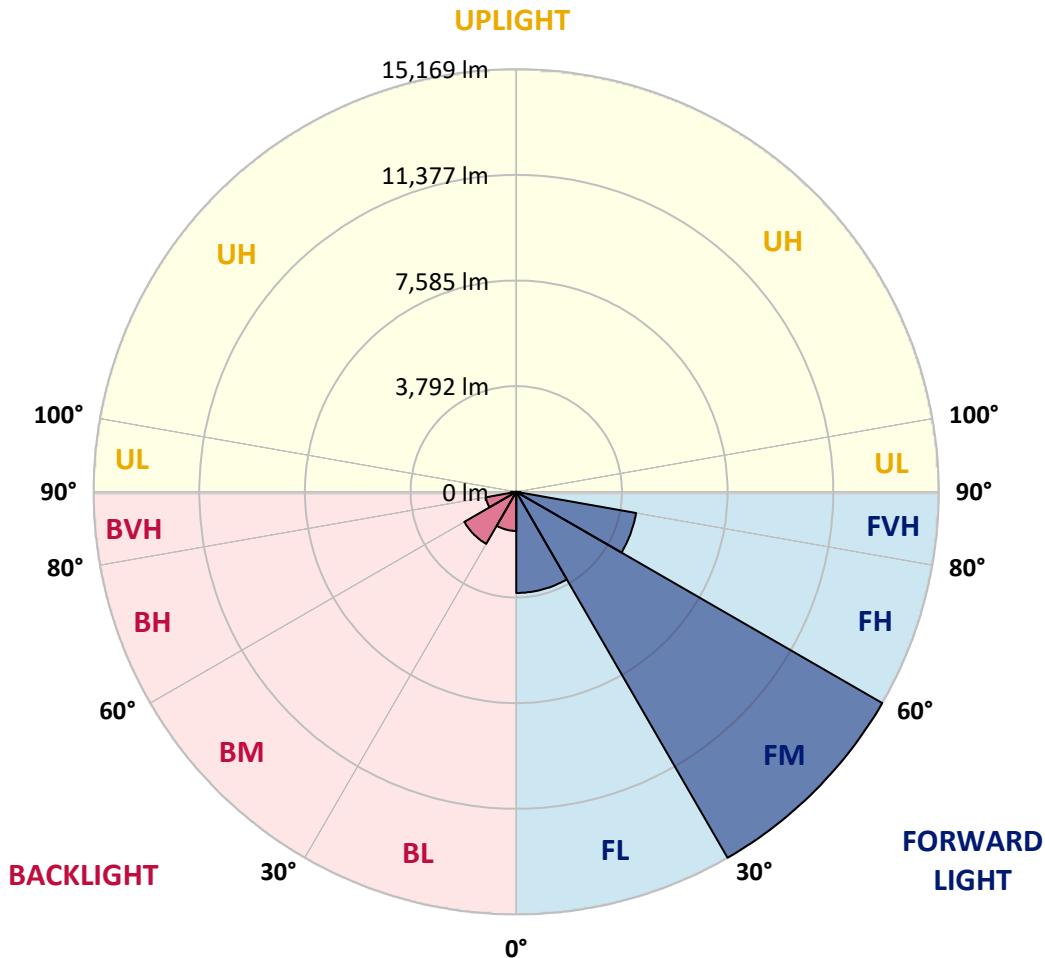
REPORT NUMBER: P321072  
 CATALOG NUMBER: GLEON-SA8A-827-U-AFL

**LUMINAIRE CLASSIFICATION SYSTEM LUMEN TABLE AND BUG RATING:**

Zone	Lumens	% Fixture	Zone Rating/Lumen Limit		
			B	U	G
FL (0°-30°)	3628.5	12.9			
FM (30°-60°)	15169.4	53.9			
FH (60°-80°)	4367.5	15.5			G2/5000
FVH (80°-90°)	147.0	0.5			G2/225
BL (0°-30°)	1404.0	5.0	B3/2500		
BM (30°-60°)	2155.2	7.7	B2/2500		
BH (60°-80°)	1109.4	3.9	B3/2500		G3/2500
BVH (80°-90°)	186.9	0.7			G2/225
UL (90°-100°)	0.0	0.0		U0/0	
UH (100°-180°)	0.0	0.0		U0/0	

**BUG Rating: B3-U0-G3**

Type II Short





REPORT NUMBER: P321072

CATALOG NUMBER: GLEON-SA8A-827-U-AFL

**CANDELA DISTRIBUTION (FULL):**

	0°	5°	15°	25°	35°	45°	55°	56°	65°	75°	85°
0°	6247.7	6247.7	6247.7	6247.7	6247.7	6247.7	6247.7	6247.7	6247.7	6247.7	6247.7
2.5°	7174.1	7239.9	7210.9	7110.2	7032.8	6923.4	6801.4	6764.6	6635.9	6491.6	6318.4
5°	8309.6	8276.7	8229.3	8072.4	7906.9	7714.3	7408.4	7360.0	7073.4	6747.2	6402.6
7.5°	8956.2	8953.3	8925.3	8833.3	8682.3	8430.6	8061.8	8004.7	7572.0	7047.3	6512.9
10°	8862.3	8855.6	8902.0	8997.9	9043.4	8991.1	8680.4	8623.2	8091.8	7379.3	6640.7
12.5°	8329.0	8332.8	8407.4	8608.7	8882.7	9211.8	9161.5	9133.4	8631.0	7754.9	6795.6
15°	7913.7	7922.4	7981.4	8156.7	8480.0	9077.2	9453.8	9463.5	9152.8	8169.2	6976.6
17.5°	7731.7	7750.1	7777.2	7900.1	8196.3	8809.1	9523.5	9575.8	9609.7	8599.0	7150.9
20°	7789.8	7807.2	7814.9	7893.3	8136.3	8646.5	9475.1	9569.0	9960.1	9003.7	7325.1
22.5°	8050.2	8060.8	8065.7	8086.0	8274.8	8692.9	9443.2	9541.9	10213.7	9366.7	7456.8
25°	8481.9	8474.2	8443.2	8417.1	8543.9	8876.9	9516.7	9610.6	10419.9	9695.8	7542.9
27.5°	8998.8	8989.2	8929.1	8857.5	8930.1	9163.4	9728.7	9803.3	10604.8	10003.7	7586.5
30°	9619.3	9594.2	9480.9	9395.7	9423.8	9593.2	10078.2	10146.0	10890.4	10353.1	7629.1
32.5°	10336.7	10309.6	10146.0	10004.6	10004.6	10146.0	10438.3	10494.5	11132.4	10748.1	7697.8
35°	11235.0	11201.1	10988.1	10751.0	10684.2	10755.8	10929.1	10968.8	11568.0	11245.6	7822.7
37.5°	12294.0	12248.5	11972.6	11655.1	11508.9	11505.1	11630.0	11711.3	12264.0	11899.1	8034.7
40°	13356.0	13324.0	13083.0	12833.2	12546.7	12454.7	12647.4	12672.5	13174.0	12710.3	8305.7
42.5°	14176.9	14171.0	14126.5	14159.4	13866.1	13680.2	13831.3	13851.6	14285.3	13588.3	8594.2
45°	14610.5	14620.2	14836.1	15314.3	15422.7	15287.2	15361.7	15367.5	15555.3	14474.0	8858.5
47.5°	14263.0	14313.3	14859.3	15929.0	16816.7	17266.8	17142.9	17214.5	16786.7	15234.9	9065.6
50°	12908.7	12970.7	13900.0	15655.0	17467.2	19182.6	19117.7	19101.2	17779.9	15792.5	9177.9
52.5°	11231.1	11279.5	12046.2	14231.1	16990.0	20241.6	20836.9	20751.7	18662.7	16209.7	9199.2
55°	8676.5	8752.0	9486.7	11388.9	15059.7	19836.9	22101.2	22024.7	19467.2	16428.5	9174.1
57°	6168.3	6247.7	6977.6	8692.0	12668.7	18436.2	22227.0	22308.3	19901.8	16465.3	9202.1
57.5°	5504.2	5585.6	6308.7	7973.7	11923.3	17929.9	22118.6	22254.1	19980.2	16459.5	9217.6
60°	2771.5	2802.5	3263.2	4451.0	7537.1	14495.3	20704.3	21053.8	20050.9	16174.9	9284.4
62.5°	1723.1	1700.8	1686.3	2050.3	3666.9	9612.6	17785.7	18458.5	18698.5	15485.6	9122.7
65°	1515.0	1473.3	1313.6	1284.6	1619.5	4668.8	13393.7	14231.1	15809.0	14399.5	8737.5
67.5°	1423.0	1382.4	1202.3	1093.9	1094.8	1850.9	8315.4	9258.3	12315.3	12563.1	7828.5
70°	1328.1	1291.4	1122.9	995.1	932.2	1025.1	3825.7	4541.0	8027.9	9874.9	6542.9
72.5°	1206.2	1181.0	1021.3	889.6	822.8	767.7	1464.6	1729.9	4647.5	6632.0	4543.9
75°	1078.4	1055.2	918.7	792.8	711.5	604.1	824.8	888.7	2361.0	3393.0	2237.1
77.5°	938.0	924.5	817.0	700.9	636.0	500.5	583.7	614.7	1012.6	1455.0	1122.0
80°	746.4	772.5	714.4	624.4	564.4	400.8	413.4	433.7	589.5	710.5	637.0
82.5°	486.0	531.5	559.5	507.2	464.7	315.6	297.2	305.9	384.3	433.7	276.9
85°	202.3	227.5	367.9	332.0	308.8	230.4	199.4	203.3	238.1	246.8	113.3
87.5°	90.0	95.8	161.7	152.0	130.7	79.4	85.2	92.9	126.8	120.0	43.6
90°	0.0	0.0	0.0	0.0	0.0	0.0	0.0	0.0	0.0	0.0	0.0



REPORT NUMBER: P321072  
 CATALOG NUMBER: GLEON-SA8A-827-U-AFL

**CANDELA DISTRIBUTION (continued):**

	90°	95°	105°	115°	125°	135°	145°	155°	165°	175°	180°
0°	6247.7	6247.7	6247.7	6247.7	6247.7	6247.7	6247.7	6247.7	6247.7	6247.7	6247.7
2.5°	6253.5	6172.2	6032.8	5878.9	5753.0	5652.3	5550.7	5481.0	5399.7	5356.1	5333.9
5°	6258.3	6098.6	5805.3	5504.2	5235.1	4989.2	4755.0	4574.9	4406.5	4315.5	4290.3
7.5°	6278.7	6038.6	5564.3	5068.6	4590.4	4153.8	3817.0	3605.9	3453.9	3386.2	3366.8
10°	6295.1	5967.9	5266.1	4532.3	3881.8	3439.4	3178.1	3060.0	3007.7	2999.0	2990.3
12.5°	6333.8	5895.3	4952.5	3972.8	3331.0	3025.1	2934.1	2926.4	2940.9	2962.2	2962.2
15°	6394.8	5823.7	4594.3	3492.7	2980.6	2873.1	2891.5	2934.1	2973.8	3006.7	3011.6
17.5°	6439.4	5735.6	4209.0	3108.4	2793.7	2822.8	2888.6	2948.6	2989.3	3021.2	3024.1
20°	6471.3	5599.1	3797.6	2815.0	2686.3	2776.3	2858.6	2911.8	2939.9	2971.9	2976.7
22.5°	6454.8	5416.1	3432.6	2605.0	2599.2	2708.6	2787.0	2850.9	2829.6	2798.6	2818.9
25°	6375.5	5164.5	3057.0	2448.2	2507.2	2617.6	2714.4	2671.8	2600.1	2586.6	2594.3
27.5°	6234.1	4843.1	2709.5	2303.0	2400.7	2533.3	2527.5	2484.9	2459.8	2442.3	2453.0
30°	6082.2	4494.6	2405.6	2176.1	2282.6	2392.0	2369.7	2368.8	2343.6	2315.5	2329.1
32.5°	5932.1	4144.2	2164.5	2071.6	2193.6	2208.1	2256.5	2271.0	2221.6	2162.6	2158.7
35°	5801.4	3813.1	1981.6	1976.7	2086.1	2088.0	2158.7	2138.4	2015.4	1954.5	1954.5
37.5°	5703.7	3483.0	1842.2	1891.5	1944.8	1995.1	2030.9	1946.7	1926.4	1892.5	1891.5
40°	5661.1	3192.6	1755.0	1826.7	1845.1	1909.0	1817.0	1849.9	1859.6	1842.2	1842.2
42.5°	5616.5	2939.9	1679.5	1777.3	1774.4	1765.7	1719.2	1761.8	1800.5	1801.5	1798.6
45°	5572.0	2722.1	1612.7	1671.8	1712.5	1618.6	1627.3	1672.8	1727.0	1746.3	1746.3
47.5°	5522.6	2549.8	1551.8	1560.5	1623.4	1560.5	1553.7	1588.5	1652.4	1683.4	1690.2
50°	5414.2	2394.9	1482.1	1462.7	1480.1	1501.4	1507.2	1523.7	1594.4	1643.7	1655.3
52.5°	5264.2	2256.5	1393.0	1372.7	1372.7	1453.0	1480.1	1485.0	1545.0	1604.0	1615.6
55°	5139.3	2168.4	1301.0	1297.2	1293.3	1401.7	1448.2	1455.9	1497.5	1544.0	1549.8
57°	5148.0	2161.6	1230.4	1234.2	1233.3	1349.4	1418.2	1434.6	1455.9	1495.6	1502.4
57.5°	5152.8	2166.5	1214.9	1216.8	1215.9	1334.9	1409.5	1427.8	1444.3	1485.9	1492.7
60°	5225.4	2179.0	1152.0	1130.7	1135.5	1257.5	1360.1	1383.3	1394.0	1449.1	1457.9
62.5°	5118.0	2122.9	1101.6	1050.3	1050.3	1176.2	1291.4	1328.1	1344.6	1419.1	1433.7
65°	4806.3	1965.1	1042.6	959.3	969.0	1094.8	1209.1	1269.1	1294.3	1387.2	1402.7
67.5°	4325.2	1782.1	979.6	878.0	887.7	1009.7	1123.9	1188.7	1228.4	1352.3	1364.9
70°	3698.9	1558.5	894.5	791.9	803.5	916.7	1023.2	1096.8	1155.8	1319.4	1323.3
72.5°	2727.0	1277.8	775.4	697.0	709.6	808.3	921.6	1006.8	1086.1	1237.1	1235.2
75°	1621.5	999.0	643.7	601.1	609.9	701.8	829.6	933.2	1052.3	1205.2	1223.6
77.5°	983.5	752.2	524.7	503.4	514.0	607.9	763.8	874.1	1037.7	1136.5	1130.7
80°	594.4	537.3	419.2	405.6	416.3	519.8	706.7	829.6	907.0	970.9	970.9
82.5°	310.7	328.2	307.8	297.2	311.7	422.1	642.8	724.1	801.5	688.3	642.8
85°	126.8	171.3	186.8	185.9	194.6	292.3	554.7	619.5	516.9	490.8	502.4
87.5°	42.6	72.6	91.0	78.4	82.3	183.9	384.3	299.1	355.3	247.8	235.2
90°	0.0	0.0	0.0	0.0	0.0	0.0	0.0	0.0	0.0	0.0	0.0

(END OF REPORT)